

## HA-Tag Monoclonal Antibody


catalog number: **E-AB-48021**

**Note:** Centrifuge before opening to ensure complete recovery of vial contents.

Description	
<b>Reactivity</b>	All
<b>Immunogen</b>	Synthetic peptide corresponding to HA tag conjugated to keyhole limpet haemocyanin.
<b>Host</b>	Mouse
<b>Isotype</b>	IgG2a
<b>Clone</b>	5F7
<b>Purification</b>	Protein A/G Purification
<b>Buffer</b>	Phosphate-buffered solution, pH 7.2, containing 0.05% non-protein stabilizer. Dialyze to completely remove the stabilizer prior to labeling.

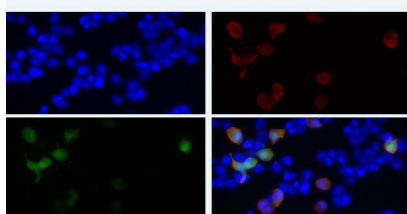
Applications	Recommended Dilution
<b>WB</b>	1:5000-10000
<b>IP</b>	3µg/sample
<b>IF</b>	1:400-800
<b>FCM</b>	0.2µg

## Data

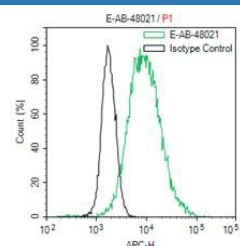


Western blot with Anti HA-Tag Monoclonal Antibody at dilution of 1:5000. Lane 1:293T Ttransfected with HA-Tag cell lysate,Lane 2:293T cell lysate.

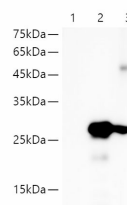
**Observed-MW:28 kDa**  
**Calculated-MW:28 kDa**



Immunofluorescent analysis of 293F cells transfected with HA-Tag fusion protein using anti-HA-Tag monoclonal antibody at dilution of 1:800.



1x10<sup>6</sup> CHO cells Transfected with a HA plasmid were stained with 0.2ug Anti-HA tag mAb(E-AB-48021) and AF647 conjugated Goat Anti-mouse IgG (H+L);Isotype Control stained with 0.2ug mouse IgG and AF647 conjugated Goat Anti-mouse IgG (H+L)



IP Result of 293F cells transfected with HA-Tag fusion protein,using anti-HA-Tag monoclonal antibody .lane 1: mouse IgG2a Isotype Control, Lane 2:input, Lane 3: anti-HA- Tag mouse monoclonal antibody

## Preparation & Storage

**Storage** Store at -20°C Valid for 12 months. Avoid freeze / thaw cycles.

### For Research Use Only

## Shipping

The product is shipped with ice pack, upon receipt, store it immediately at the temperature recommended.

## Background

The HA tag is derived from the HA-molecule corresponding to amino acids 98-106. It has been extensively used as a general epitope tag in expression vectors. Many recombinant proteins have been engineered to express the HA tag, which does not appear to interfere with the bioactivity or the biodistribution of the recombinant protein.

## For Research Use Only

Toll-free: 1-888-852-8623  
Web: [www.elabscience.com](http://www.elabscience.com)

Tel: 1-832-243-6086  
Email: [techsupport@elabscience.com](mailto:techsupport@elabscience.com)

Fax: 1-832-243-6017

Rev. V2.8